

**FULL  
BODY**  
VITRIFIED  
TILES

**2024**  
COLLECTION

**VERONICA**  
CERAMIC

PRESENTING THE FULL BODY

# SURFACE FACE

OF AN EYEFUL  
IMPRESSION

SURFACE  
SATIN

Available Thickness

11MM






**ROCK  
WHITE**



**FULL BODY**  
vitrified tiles

**SATIN**      **11 MM**  
SURFACE      THICKNESS



**rizer**




**step**

FORMATE

**600x1200mm /  
60x120cm**

**200x1200mm /  
20x120cm**

**300x1200mm /  
30x120cm**




**ROCK  
QUARTZ**



**FULL BODY**  
vitrified tiles

**SATIN**      **11 MM**  
SURFACE      THICKNESS



**rizer**




**step**

FORMATE

**600x1200mm /**  
60x120cm

**200x1200mm /**  
20x120cm

**300x1200mm /**  
30x120cm



**ROCK  
NERO**




**FULL BODY**  
vitrified tiles

**SATIN**      **11 MM**  
SURFACE      THICKNESS



**rizer**



**step**

FORMATE

**600x1200mm /**  
60x120cm

**200x1200mm /**  
20x120cm

**300x1200mm /**  
30x120cm

**ROCK  
CREMA**




**FULL BODY**  
vitrified tiles



**SATIN**      **11 MM**  
SURFACE      THICKNESS

**rizer**



FORMATE


**600x1200mm /**  
60x120cm

**step**



**200x1200mm /**  
20x120cm

**300x1200mm /**  
30x120cm




**ROCK  
CHOCO**




**FULL BODY**  
vitrified tiles

**SATIN**      **11 MM**  
SURFACE      THICKNESS




**rizer**



**step**

FORMATE




**600x1200mm /**  
60x120cm



**200x1200mm /**  
20x120cm



**300x1200mm /**  
30x120cm




**ROCK  
BLACK**




**FULL BODY**  
vitrified tiles

**SATIN**      **11 MM**  
SURFACE      THICKNESS



**rizer**



**step**

FORMATE

**600x1200mm /**  
60x120cm

**200x1200mm /**  
20x120cm

**300x1200mm /**  
30x120cm





**ROCK  
ALMOND**



**FULL BODY**  
vitrified tiles

**SATIN**      **11 MM**  
SURFACE      THICKNESS




**rizer**



**step**

FORMATE



**600x1200mm /**  
60x120cm



**200x1200mm /**  
20x120cm



**300x1200mm /**  
30x120cm

**ROCK  
DOVE**



**FULL BODY**  
vitrified tiles



**SATIN**      **11 MM**  
SURFACE      THICKNESS

**rizer**



**step**



FORMATE

**600x1200mm /**  
60x120cm

**200x1200mm /**  
20x120cm

**300x1200mm /**  
30x120cm

**ROCK  
KOTA**



**FULL BODY**  
vitrified tiles

**SATIN**      **11 MM**  
SURFACE      THICKNESS

**rizer**

FORMATE

**600x1200mm /**  
60x120cm

**step**

**200x1200mm /**  
20x120cm

**300x1200mm /**  
30x120cm

# TECHNICAL SPECIFICATION

Sr. No.	CHARACTERISTICS	STANDARD AS PER ISO-13006 / EN14411 GROUP BIA	VALUE OF VERONICA	TEST METHOD
<b>REGULATORY PROPERTIES</b>				
01	Deviation in length & width	± 0.50%	± 0.20%	ISO-10545-2
02	Deviation in thickness	± 5.00%	± 4.00%	ISO-10545-2
03	Straightness of sides	± 0.50%	± 0.10%	ISO-10545-2
04	Rectangularity	± 0.50%	± 0.20%	ISO-10545-2
05	Surface flatness	± 0.50%	± 0.20%	ISO-10545-2
06	Colour difference	Unaltered	No Change	ISO-10545-16
<b>STRUCTURAL PROPERTIES</b>				
01	Water Absorption	< 0.50%	< 0.50 %	ISO-10545-3
02	Apparent density	> 2.00 g/cc	> 2.28 g/cc	DIN 51082
<b>MASSIVE MECHANICAL PROPERTIES</b>				
01	Modulus or rupture	Min. 35 N/mm <sup>2</sup>	Min. 45 N/mm <sup>2</sup>	ISO-10545-4
02	Breaking strength	Min. 1300 N	Min. 2000 N	ISO-10545-4
03	Impact resistance	As per mfg.	Min. 0.55	ISO-10545-5
<b>SURFACE MECHANICAL PROPERTIES</b>				
01	Deep abrasion resistance	Max. 175mm <sup>3</sup>	Max. 132mm <sup>3</sup>	ISO-10545-6
02	Moh's hardness	Min. 6	7	EN 101
03	Surface Abrasion Resistance	As per mfg.	N. A.	ISO-10545-7

**THERMOHYDROMETRIC PROPERTIES**

01	Frost resistance	No Damage	Frost proof	ISO-10545-12
02	Thermal shock resistance	No Damage	No Damage	ISO-10545-9
03	Moisture expansion	Nil	Nil	ISO-10545-10
04	Thermal Expansion(COE)	Max. $9.0 \times 10^{-6}$	Max. $6.5 \times 10^{-6}$	ISO-10545-8
04	Crazing Resistance	As Per Mfg.	N.A.	ISO-10545-11

**CHEMICAL PROPERTIES**

01	Chemical resistance	No Damage	No Damage	ISO-10545-13
02	Satin resistance	Resistance	Resistance	ISO-10545-14

**SAFETY PROPERTIES**

01	Slip resistance (friction co efficient)	> 0.40	> 0.40	ISO-10545-17
----	---	--------	--------	--------------

**PACKING  
DETAILS**

SIZE	PCS./BOX	WEIGHT / BOX			AREA / BOX
		POLISHED	SATIN	RUSTIC	
600x600mm	4 Pcs.	26.5 Kg.	28.5 Kg.	28.5 Kg.	1.44 Sq. Mtr.
600x900mm	2 Pcs.	-	24.5 Kg.	-	1.08 Sq. Mtr.
600x1200mm	2 Pcs.	28.5 Kg.	30 Kg.	30 Kg.	1.44 Sq. Mtr.
600x600mm (16MM)	2 Pcs.	-	25 Kg.	25 Kg.	1.44 Sq. Mtr.

**Note :** Certain amount of size and shade variation is inherent in all ceramic products. Our conformity to the above fast is applicable only for quality. Colour shown are as accurate as the limitations of the printing process will allow. Prospective customers are advised to inspect a sample of the tile before ordering. Every effort has been made to ensure the accuracy of the information given. However the company reserve the right to change the specification without prior notice. Sometimes variations in shade or size being inherent to ceramic industry may occur. It is suggest to check the tiles before purchase any laying as the company does not accect responsibility once the tiles are laid.

**VERONICA**  
CERAMIC

[www.veronicaceramic.com](http://www.veronicaceramic.com)